

Scaled data based on original data using
LM-79-08 Approved Method: Electrical and Photometric Measurements of Solid-
State Lighting Products

Test Report Prepared for
Cooper Lighting Solutions
(formerly Eaton)

Brand: McGRAW-EDISON

Report Number: P200213

Luminaire Tested: **GWC-AF-01-LED-E1-T4W-800**

Issue Date: 3/3/2020

Test Information

Test Method: LM-79-08
Report Number: P200213
TEST IS SCALED FROM IESNA LM-79-08 TEST DATA (P24147)
Test Lab: INNOVATION CENTER P2
Issue Date: 3/3/2020
Manufacturer: COOPER LIGHTING SOLUTIONS (FORMERLY EATON)
Product Line: MCGRAW-EDISON
Catalog Number: GWC-AF-01-LED-E1-T4W-800
Description: GALLEON WALL LUMINAIRE
(1) 70 CRI, 4000K, 800mA LIGHTSQUARE WITH 16 LEDS EACH AND TYPE IV WIDE OPTICS
Light Source: -
Ballast/Driver: ELECTRONIC DRIVER

Summary

Lumens per Lamp: N/A
Luminaire Lumens: 5217.1 lumens
Efficiency: N/A
Efficacy: 118.6 lumens/watt
Luminous Opening: Rectangular (W 0.5' x L: 0.5' x H: 0')
IES Classification: Type IV - Short - Semi-Cutoff
BUG Rating: B1 - U0 - G2

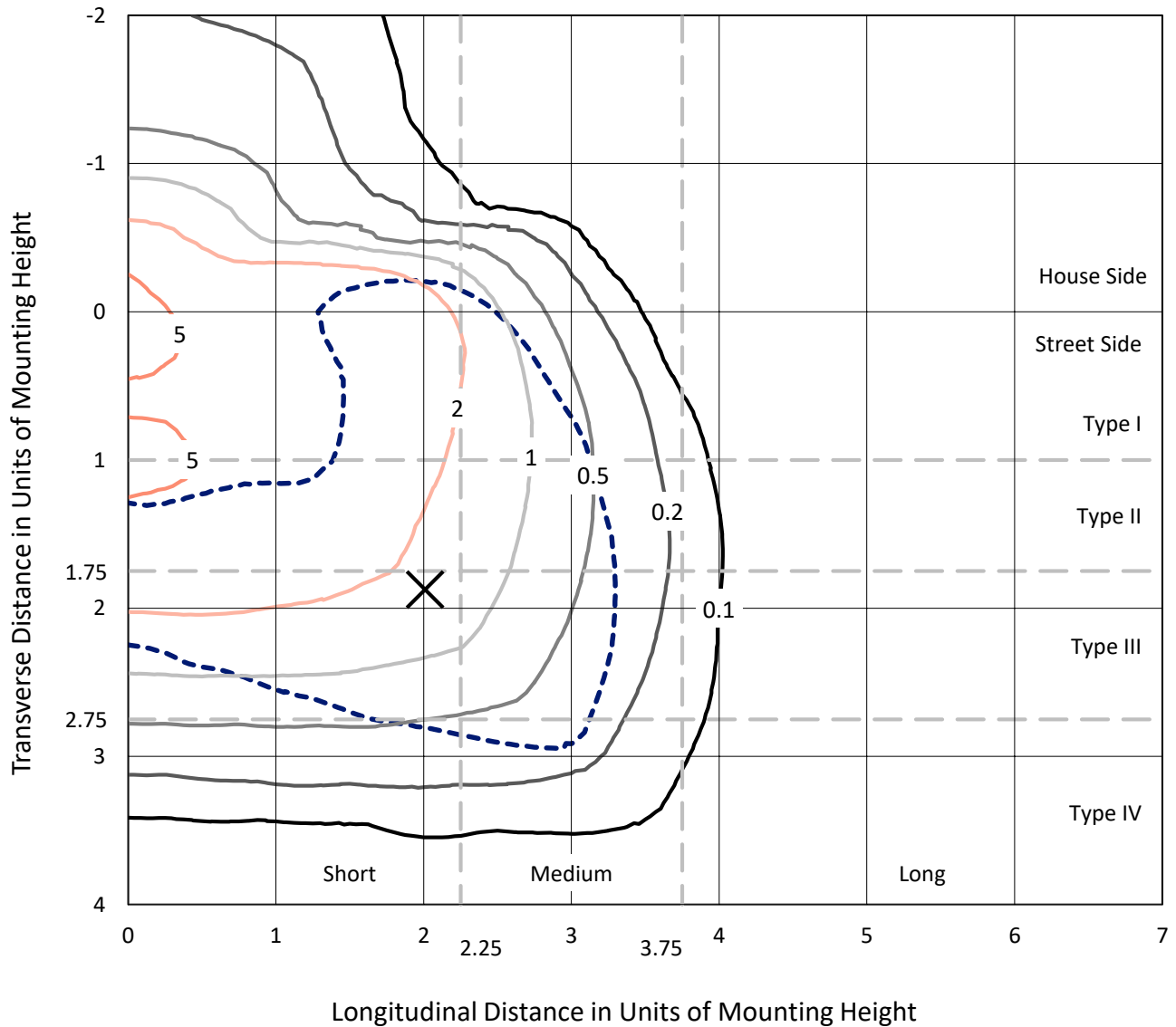
Input Watts (W): 44
Input Voltage (V): NR
Input Current (Ain): NR
Voltage Rise (V): NR
Power Factor: NR
Total Harmonic Distortion (THDi): NR
Frequency (hertz): 60
Stabilization Time: NR
Operation Time: NR
Ambient Temperature (°C): NR
Test Distance: 25 FT



REPORT NUMBER: P200213
 CATALOG NUMBER: GWC-AF-01-LED-E1-T4W-800

Iso-Footcandle Lines of Horizontal Illumination

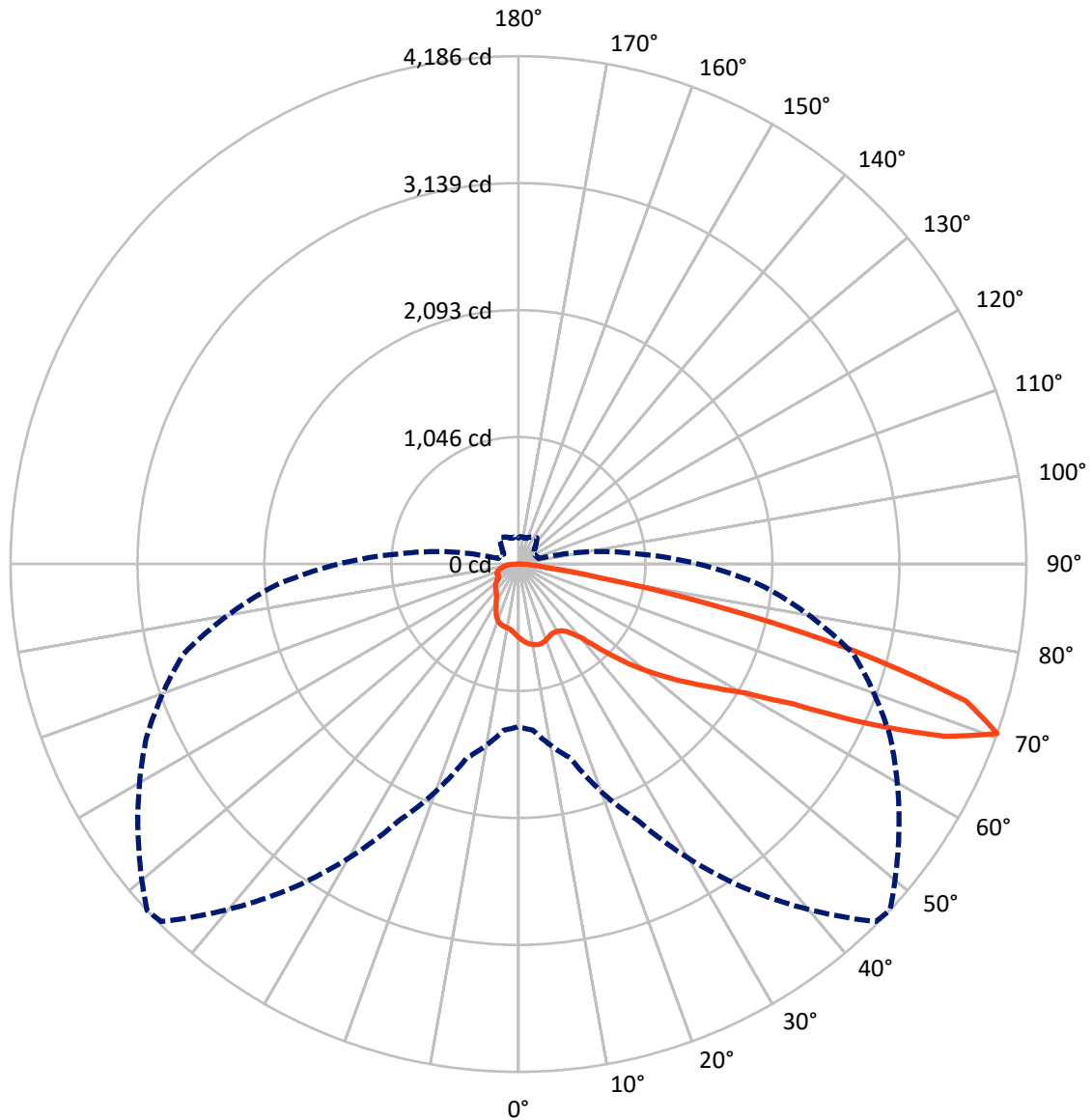
✕ Max cd
 - - - 1/2 Max cd



Based on 10 foot mounting height. Maximum calculated value = 7 fc
 Type IV - Short - Semi-Cutoff

REPORT NUMBER: P200213
CATALOG NUMBER: GWC-AF-01-LED-E1-T4W-800

Luminous Intensity Polar Plot



— Vertical Plane Through 47-Deg Lateral - - - Horizontal Cone Through 70-Deg Vertical

REPORT NUMBER: P200213

CATALOG NUMBER: GWC-AF-01-LED-E1-T4W-800

FLUX DISTRIBUTION:

		Downward	Upward	Total
House Side	Lumens	1088.4	0.0	1088.4
	% Fixture	20.9	0.0	20.9
Street Side	Lumens	4128.7	0.0	4128.7
	% Fixture	79.1	0.0	79.1
Total	Lumens	5217.1	0.0	5217.1
	% Fixture	100.0	0.0	100.0

Coefficient of Utilization

ZONAL LUMENS:

Zone	Lumens	% Fixture
0°-10°	58.0	1.1
10°-20°	170.2	3.3
20°-30°	251.3	4.8
30°-40°	365.2	7.0
40°-50°	657.3	12.6
50°-60°	1138.7	21.8
60°-70°	1625.3	31.2
70°-80°	834.3	16.0
80°-90°	116.8	2.2
90°-100°	0.0	0.0
100°-110°	0.0	0.0
110°-120°	0.0	0.0
120°-130°	0.0	0.0
130°-140°	0.0	0.0
140°-150°	0.0	0.0
150°-160°	0.0	0.0
160°-170°	0.0	0.0
170°-180°	0.0	0.0
0°-90°	5217.1	100.0
0°-180°	5217.1	100.0



REPORT NUMBER: P200213

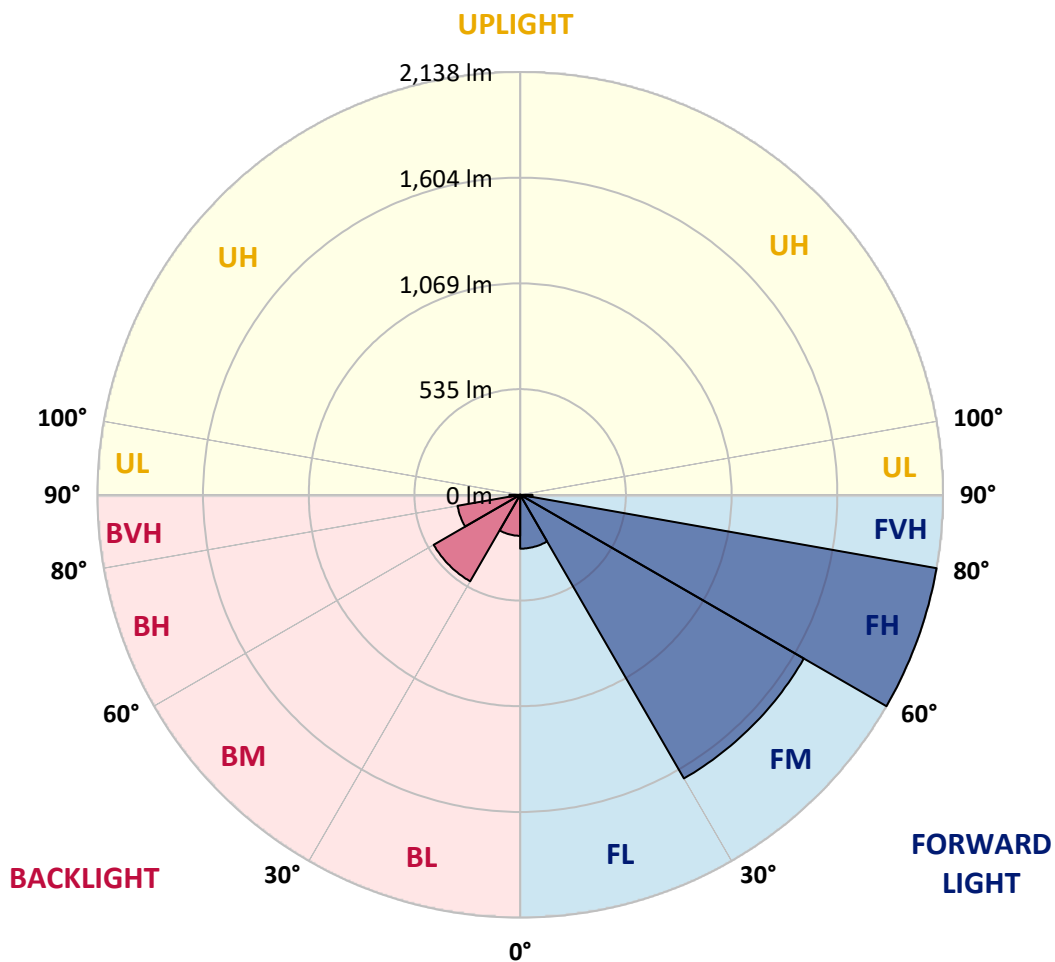
CATALOG NUMBER: GWC-AF-01-LED-E1-T4W-800

LUMINAIRE CLASSIFICATION SYSTEM LUMEN TABLE AND BUG RATING:

Zone		Lumens	% Fixture	Zone Rating/Lumen Limit		
				B	U	G
FL	(0°-30°)	272.2	5.2			
FM	(30°-60°)	1656.0	31.7			
FH	(60°-80°)	2138.1	41.0			G2/5000
FVH	(80°-90°)	62.3	1.2			G1/100
BL	(0°-30°)	207.2	4.0	B1/500		
BM	(30°-60°)	505.2	9.7	B1/1000		
BH	(60°-80°)	321.5	6.2	B1/500		G1/500
BVH	(80°-90°)	54.5	1.0			G1/100
UL	(90°-100°)	0.0	0.0		U0/0	
UH	(100°-180°)	0.0	0.0		U0/0	

BUG Rating: B1-U0-G2

Type IV Short





REPORT NUMBER: P200213
 CATALOG NUMBER: GWC-AF-01-LED-E1-T4W-800

CANDELA DISTRIBUTION (FULL):

	0°	5°	15°	25°	35°	45°	47°	55°	65°	75°	85°
0°	605.4	605.4	605.4	605.4	605.4	605.4	605.4	605.4	605.4	605.4	605.4
2.5°	640.9	639.7	639.1	638.1	636.8	630.4	629.2	624.6	618.3	611.7	604.9
5°	683.0	682.7	680.0	674.8	666.8	652.8	649.5	638.3	623.4	608.9	594.4
7.5°	720.1	717.8	712.5	702.3	688.0	669.0	664.5	649.0	628.4	608.7	589.1
10°	747.3	745.9	734.3	720.4	701.7	680.7	675.4	658.2	635.6	610.4	586.0
12.5°	762.7	760.2	746.8	730.0	707.9	687.3	682.0	664.5	639.1	610.4	581.8
15°	761.7	760.0	746.4	728.1	705.8	687.8	683.0	665.5	638.3	607.8	576.1
17.5°	741.3	742.2	730.7	712.7	694.4	680.7	676.4	660.2	633.3	602.8	569.6
20°	705.8	709.4	701.7	685.8	675.7	666.2	663.5	649.8	625.4	595.5	562.4
22.5°	670.3	673.6	670.5	657.1	655.6	650.0	648.4	638.6	618.6	590.9	558.1
25°	644.2	647.2	646.7	635.0	639.7	639.3	638.1	633.3	617.0	590.9	558.9
27.5°	637.1	638.1	637.1	626.5	632.8	637.8	636.8	636.1	621.5	598.2	568.6
30°	661.4	659.9	652.0	630.4	636.3	643.4	642.4	642.9	635.3	617.6	590.1
32.5°	758.6	751.8	726.9	666.2	650.8	654.6	655.1	663.5	664.7	647.2	623.6
35°	904.1	896.4	864.2	762.2	695.7	682.5	682.5	695.2	702.8	689.9	675.7
37.5°	1058.1	1049.8	1032.5	895.2	790.1	731.0	729.7	738.6	749.5	752.6	756.1
40°	1233.3	1224.4	1229.2	1044.4	921.9	815.0	797.0	790.6	820.1	839.6	868.1
42.5°	1424.9	1420.9	1422.6	1210.7	1071.8	940.6	915.0	882.3	917.8	952.6	1012.2
45°	1602.4	1605.8	1604.1	1388.6	1238.9	1093.9	1066.7	1003.3	1038.1	1097.7	1194.9
47.5°	1757.6	1742.9	1765.7	1583.0	1425.9	1265.5	1232.0	1146.9	1182.2	1255.9	1420.4
50°	1946.3	1944.2	1910.7	1842.4	1652.1	1437.9	1394.0	1295.5	1350.3	1452.6	1704.3
52.5°	2144.4	2107.7	2076.9	2044.2	1891.9	1614.5	1560.7	1443.4	1547.7	1676.4	2050.5
55°	2185.0	2168.6	2206.6	2261.7	2123.1	1798.0	1735.3	1628.9	1770.1	1932.3	2449.8
57.5°	2271.9	2271.6	2350.3	2448.5	2361.2	1992.7	1929.5	1853.1	2020.1	2225.4	2873.7
60°	2330.5	2347.0	2493.2	2683.8	2594.9	2217.6	2159.4	2111.7	2304.4	2553.1	3268.5
62.5°	2361.2	2383.6	2583.1	2779.3	2925.4	2592.0	2533.8	2465.0	2680.5	2912.4	3499.5
65°	2233.5	2277.5	2569.0	2861.7	3214.7	3198.8	3172.7	3051.9	3150.8	3196.5	3416.0
67.5°	1880.2	1925.2	2264.7	2784.8	3421.4	3784.1	3789.6	3583.3	3440.2	3220.9	2872.1
70°	1339.7	1374.8	1655.9	2334.8	3264.0	4166.6	4185.6	3828.2	3382.6	2856.4	2006.6
72.5°	636.1	657.7	923.6	1519.6	2590.1	3817.6	3854.4	3515.6	2876.2	2114.7	1094.7
75°	233.7	240.4	312.2	646.5	1502.3	2815.3	2858.6	2520.1	1906.7	1052.8	417.1
77.5°	140.1	144.4	175.1	272.8	590.9	1609.2	1673.3	1370.5	833.3	391.9	205.1
80°	98.0	101.1	125.6	169.8	279.2	613.3	670.3	559.3	331.9	248.0	149.2
82.5°	66.3	67.7	88.3	114.7	185.6	219.0	236.3	248.8	223.8	184.5	94.6
85°	43.4	44.9	59.9	75.6	118.0	113.2	115.7	146.5	163.5	125.4	52.6
87.5°	24.9	25.9	36.0	40.4	57.9	48.0	48.5	77.1	104.5	84.5	32.0
90°	0.0	0.0	0.0	0.0	0.0	0.0	0.0	0.0	0.0	0.0	0.0



REPORT NUMBER: P200213

CATALOG NUMBER: GWC-AF-01-LED-E1-T4W-800

CANDELA DISTRIBUTION (continued):

	90°	95°	105°	115°	125°	135°	145°	155°	165°	175°	180°
0°	605.4	605.4	605.4	605.4	605.4	605.4	605.4	605.4	605.4	605.4	605.4
2.5°	603.0	599.8	592.4	587.8	583.5	582.5	580.7	580.4	580.2	580.2	579.5
5°	589.6	584.0	572.6	566.2	560.9	560.4	560.2	561.4	561.9	562.4	561.7
7.5°	580.9	573.4	559.1	550.0	543.7	542.2	544.7	550.6	554.3	555.9	555.1
10°	575.6	566.2	549.7	539.8	534.5	533.8	537.0	543.9	551.8	554.8	554.5
12.5°	569.6	558.9	541.3	531.0	527.9	529.5	533.8	540.1	548.2	553.0	553.3
15°	563.4	551.1	533.0	523.9	522.6	524.7	528.7	533.5	539.8	544.7	545.2
17.5°	556.1	543.2	525.2	515.8	514.7	515.8	516.0	518.5	522.6	527.1	528.5
20°	548.2	535.0	516.3	506.9	502.3	498.3	493.7	494.2	495.4	500.0	501.0
22.5°	542.7	529.5	509.4	496.4	484.3	472.1	463.0	461.7	462.2	466.0	467.3
25°	543.2	529.2	507.6	485.3	458.6	439.1	426.9	424.8	424.6	427.4	429.2
27.5°	553.0	539.1	514.2	473.8	430.8	401.8	388.8	387.3	385.2	386.1	388.1
30°	575.1	562.2	530.2	462.2	400.5	365.2	351.8	350.3	347.5	346.2	347.7
32.5°	611.2	600.5	553.5	451.0	370.3	334.0	320.3	317.0	315.3	313.7	315.0
35°	671.1	666.6	584.8	438.8	343.7	310.0	297.5	292.4	289.8	292.7	294.7
37.5°	765.0	767.5	625.6	419.8	323.2	293.9	283.5	277.6	273.8	276.2	278.4
40°	897.9	899.8	670.9	392.9	305.4	284.5	273.3	268.0	262.7	258.6	258.4
42.5°	1072.6	1054.6	715.2	363.8	284.8	278.7	266.3	259.6	251.5	240.4	238.0
45°	1279.7	1216.5	749.0	330.2	261.7	271.6	258.4	249.3	236.5	224.3	223.1
47.5°	1518.3	1390.4	765.5	295.4	240.1	261.2	248.8	234.3	218.3	212.2	211.4
50°	1809.7	1596.7	773.4	261.7	221.4	247.5	234.8	217.8	204.3	203.1	202.2
52.5°	2141.4	1845.0	775.9	234.1	205.8	229.7	223.3	206.8	196.2	197.2	197.2
55°	2488.6	2101.3	741.3	214.0	191.6	211.4	215.7	202.5	193.6	197.7	199.3
57.5°	2807.4	2328.4	632.8	198.5	178.2	197.4	213.0	206.6	200.5	217.0	218.0
60°	3052.1	2462.8	472.6	184.5	168.3	192.6	220.3	222.1	223.6	262.9	268.3
62.5°	3103.3	2418.1	324.9	173.6	163.7	196.7	233.7	234.1	232.2	259.6	262.9
65°	2868.0	2135.6	236.3	167.6	159.9	204.1	245.2	239.9	228.2	249.0	242.8
67.5°	2277.7	1608.9	196.7	163.0	154.4	203.6	257.4	245.2	225.9	243.9	234.1
70°	1478.5	972.8	175.1	159.2	147.7	194.0	264.4	244.7	219.3	226.9	215.2
72.5°	721.3	435.1	160.7	153.5	140.9	180.4	264.2	240.1	212.5	212.0	205.6
75°	282.2	199.3	147.5	145.2	129.2	165.2	257.1	233.5	204.3	196.2	194.0
77.5°	165.2	142.1	130.7	132.8	115.2	150.0	246.7	222.1	193.1	183.5	181.0
80°	120.3	106.4	111.4	114.7	98.5	134.8	232.7	208.2	180.8	185.6	182.0
82.5°	77.1	68.5	90.3	93.7	81.9	119.3	217.5	193.4	163.2	148.2	144.6
85°	39.4	43.4	67.3	71.3	63.2	98.0	199.0	173.9	143.4	123.4	125.4
87.5°	22.1	29.7	42.9	48.0	44.7	75.4	161.4	143.4	117.0	95.1	83.8
90°	0.0	0.0	0.0	0.0	0.0	0.0	0.0	0.0	0.0	0.0	0.0

(END OF REPORT)